

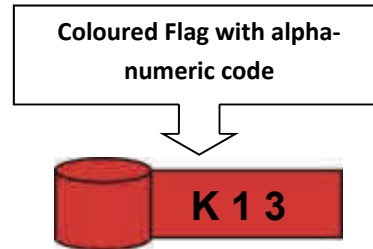
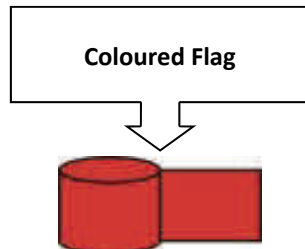
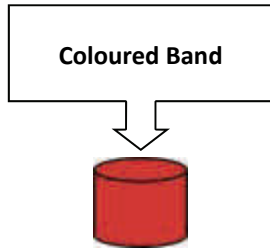


# Pan American Shorebird Program

Do you enjoy shorebird watching? Have you spotted a banded shorebird recently? Help us out by reporting your sightings of marked shorebirds, and find out the incredible distance they travel!



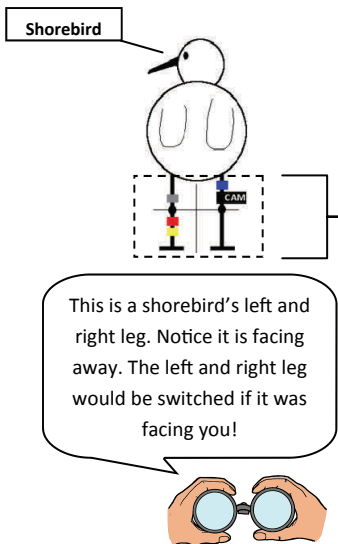
## 1. What kind of marker is the bird wearing?



Did you know?

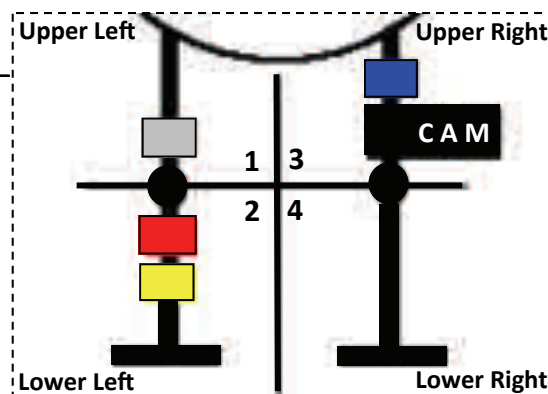
The alpha-numeric code is unique, and identifies individual shorebirds!

## 2. How to read and record band/ flag combinations:

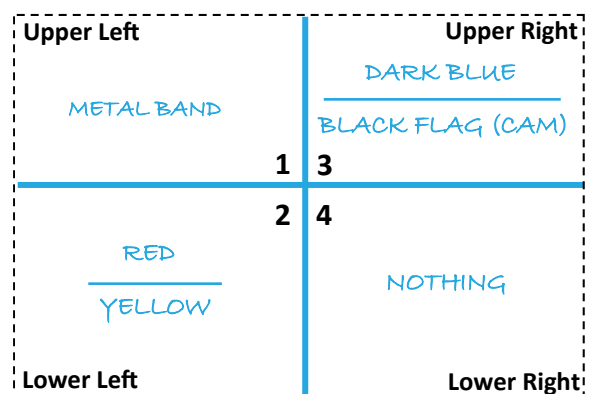


Read combination from upper left (1), to lower left (2), to upper right (3), to lower right (4) as shown below.

Here is an example of what it will look like in the field:



How to enter this bird in your notebook:



## 3. What should you report?

1. Date & time of sighting
2. Species
3. Exact location
4. Marker type (flag, colour/metal band, geolocator)
5. Colour combinations (flags and bands)
6. Alpha-numeric code (on flag or band)
7. Your contact information

- The flag color is a good indicator of the country in which the shorebird was banded.
- These colors might vary if the bird exists only in a specific region.
- The exact location will be confirmed to you once you send your report (See point 4 below).

REGION	FLAG COLOUR
Canada	White
United States	Dark Green
Mexico	Purple Red
Central America	Grey
Caribbean	Pink
Colombia, French Guiana, Guyana, Suriname, Venezuela	Black
Bolivia, Ecuador, Peru	Yellow
Brazil, Paraguay	Dark Blue
Argentina, Uruguay	Orange
Chile	Red

## 4. Where to send your report:

Online :

- ⇒ [www.reportband.gov](http://www.reportband.gov)  
(English, French & Spanish)
- ⇒ [www.bandedbirds.org](http://www.bandedbirds.org)  
(English only)
- ⇒ [www.aveargentinas.org.ar/aves-anilladas](http://www.aveargentinas.org.ar/aves-anilladas)  
(Spanish only)


By Phone:

- ⇒ 1-800-327-2263 (BAND)

Complete PASP Marking Protocol downloadable here:

- ⇒ [www.shorebirdplan.org/Science/](http://www.shorebirdplan.org/Science/)

Send us your photos of banded birds!



Sanderling with coloured green flag (L7Y); photo by: Ann Marie Morrison

Flag code characters most likely to be seen\*

- ⇒ 15 letters: **A C E H J K L M N P T U V X Y**
- ⇒ 10 numbers: **1 2 3 4 5 6 7 8 9 0**
- ⇒ 4 optional symbols: **+ = @ %**

\*Not all existing letters are used to flag shorebirds. This helps reduce errors in field readings, although it is possible to spot other characters.